



Asphaltbox (1,2 - 25 tons)

Standard specifications

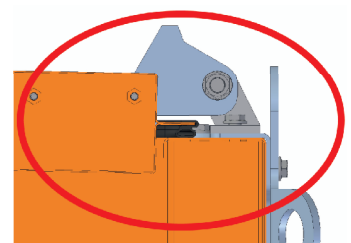


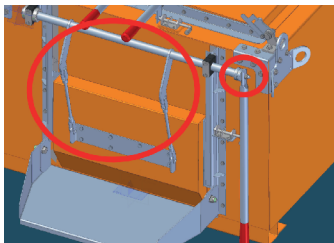
- Cover lock, when the cover is open
- 2 in frame sunken hinged covers with lock
- 10 cm strong isolation
- 10 cm outlet chute
- 4 angle brackets for attachment to the loading bridge (fixed connection with loading platform)

Attachments

- Cover with opening aid
- Lifting loop and additional safety
- 1 or 2 spouts with opening lock
- 40 cm outlet chute (collapsible to 23 cm)
- Forklift pockets
- Swiveling outlet chute
- 2-chamber system (also upgradeable), 2 outlets
- Installation on a frame for hook-trucks
- Special paint
- Height adjustable feet



Abb. enthalten Sonderzubehör



Special sizes for thermocontainer and trailers on request!



1,2 t Thermocontainer-trailer:

- Adjustable drawbar for trucks and cars
- Maximum permissible weight 2600 kg
- Maximum permissible drawbar load 100 kg
- Includes adhesive syringe
- Empty weight 1200 kg
- Electrically tiltable
- Fully galvanized



Edition: 04/2013

The information in this brochure is based on experience and the current state of scientific knowledge and practice. But they are not binding and it is no privity.